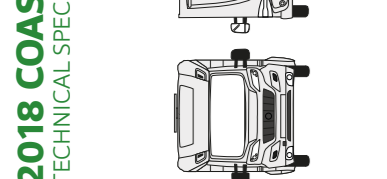
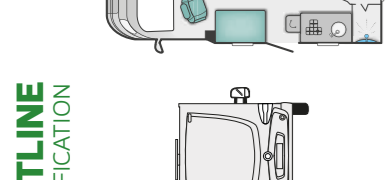
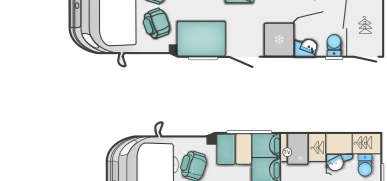
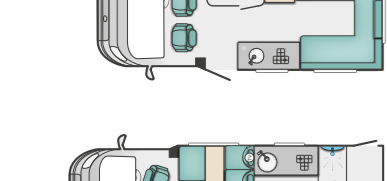
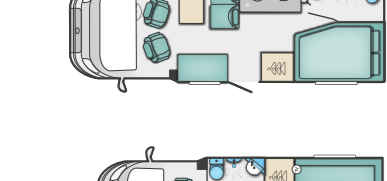
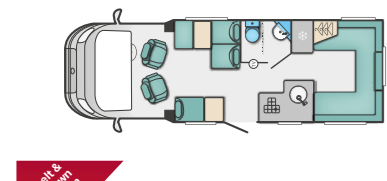
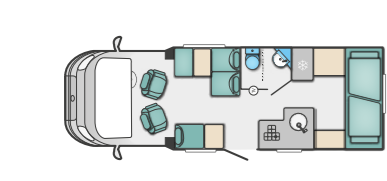
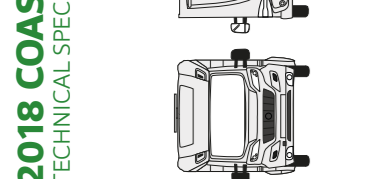
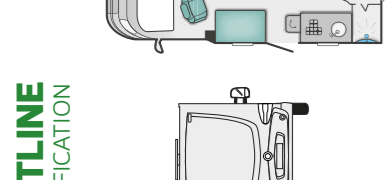
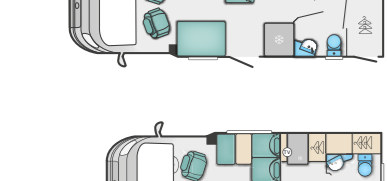
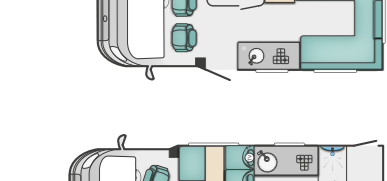
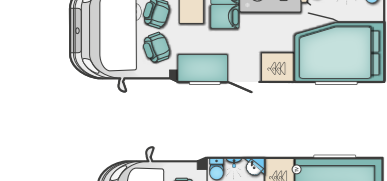
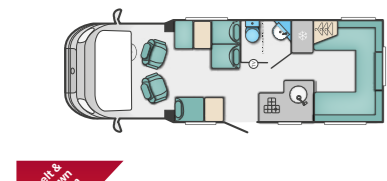
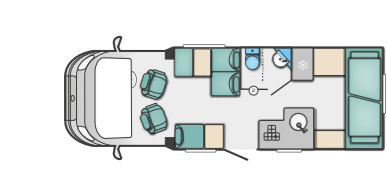


**1** Optional fifth belt and drop down bed  
An additional belted travelling seat and drop down bed can be added to the 674, 684 & 694



MODEL	604		614		622		664		684†		685		694†		695	
	Standard	Optional	Standard	Optional	Standard	Optional	Standard	Optional	Standard	Optional	Standard	Optional	Standard	Optional	Standard	Optional
<b>Fiat MultiJet Diesel Engine</b>	130	130/140	130	130/140	130	130/140	130	130/140	130	130/140	130	130/140	130	130/140	130	130/140
<b>Engine Capacity</b>	2.3ltr	2.3ltr	2.3ltr	2.3ltr	2.3ltr	2.3ltr	2.3ltr	2.3ltr	2.3ltr	2.3ltr	2.3ltr	2.3ltr	2.3ltr	2.3ltr	2.3ltr	2.3ltr
<b>Engine Power</b>	96kW @ 3600rpm	96kW @ 3600rpm	96kW @ 3600rpm	96kW @ 3600rpm	96kW @ 3600rpm	96kW @ 3600rpm	96kW @ 3600rpm	96kW @ 3600rpm	96kW @ 3600rpm	96kW @ 3600rpm	96kW @ 3600rpm	96kW @ 3600rpm	96kW @ 3600rpm	96kW @ 3600rpm	96kW @ 3600rpm	96kW @ 3600rpm
<b>Engine Torque</b>	320Nm @ 1800rpm	320Nm @ 1800rpm	320Nm @ 1800rpm	320Nm @ 1800rpm	320Nm @ 1800rpm	320Nm @ 1800rpm	320Nm @ 1800rpm	320Nm @ 1800rpm	320Nm @ 1800rpm	320Nm @ 1800rpm	320Nm @ 1800rpm	320Nm @ 1800rpm	320Nm @ 1800rpm	320Nm @ 1800rpm	320Nm @ 1800rpm	320Nm @ 1800rpm
<b>Roof Profile</b>	Low-line	Low-line	Low-line	Low-line	Low-line	Low-line	Low-line	Low-line	Low-line	Low-line	Low-line	Low-line	Low-line	Low-line	Low-line	Low-line
<b>Wheel Base</b>	3.80m/12'6"	3.80m/12'6"	3.80m/12'6"	3.80m/12'6"	3.80m/12'6"	3.80m/12'6"	3.80m/12'6"	3.80m/12'6"	4.30m/14'1"	4.30m/14'1"	4.30m/14'1"	4.30m/14'1"	4.30m/14'1"	4.30m/14'1"	4.30m/14'1"	4.30m/14'1"
<b>Seat Belts (inc. driver)</b>	4	4	4	4	4	4	4	4	4 (Opt.5)	4 (Opt.5)	4 (Opt.5)	4 (Opt.5)	4 (Opt.5)	4 (Opt.5)	4 (Opt.5)	4 (Opt.5)
<b>Berths (Sleeping Positions)</b>	4	4	4	4	4	4	4	4	4 (Opt.6)	4 (Opt.6)	4 (Opt.6)	4 (Opt.6)	4 (Opt.6)	4 (Opt.6)	4 (Opt.6)	4 (Opt.6)
<b>Overall Length</b>	5.97m/19'7"	5.97m/19'7"	6.72m/22'1"	6.72m/22'1"	6.29m/20'8"	6.29m/20'8"	6.72m/22'1"	6.72m/22'1"	7.41m/24'4"	7.41m/24'4"	7.41m/24'4"	7.41m/24'4"	7.41m/24'4"	7.41m/24'4"	7.41m/24'4"	7.41m/24'4"
<b>Overall Body Width (Mirrors folded)</b>	2.31m/7'7"	2.31m/7'7"	2.31m/7'7"	2.31m/7'7"	2.31m/7'7"	2.31m/7'7"	2.31m/7'7"	2.31m/7'7"	2.31m/7'7"	2.31m/7'7"	2.31m/7'7"	2.31m/7'7"	2.31m/7'7"	2.31m/7'7"	2.31m/7'7"	2.31m/7'7"
<b>Overall Height</b>	2.91m/9'6"	2.91m/9'6"	2.88m/9'5"	2.88m/9'5"	2.88m/9'5"	2.88m/9'5"	2.88m/9'5"	2.88m/9'5"	2.88m/9'5"	2.88m/9'5"	2.88m/9'5"	2.88m/9'5"	2.88m/9'5"	2.88m/9'5"	2.88m/9'5"	2.88m/9'5"
<b>Awning</b>	Thule 6200 3.0m	Thule 6200 3.0m	Thule 6200 3.5m	Thule 6200 3.5m	Thule 6200 3.0m	Thule 6200 3.0m	Thule 6200 3.5m	Thule 6200 3.5m	Thule 6200 4.25m	Thule 6200 4.25m	Thule 6200 4.25m	Thule 6200 3.5m	Thule 6200 4.25m	Thule 6200 4.25m	Thule 6200 3.0m	Thule 6200 3.0m
<b>Maximum Technical Permissible Laden Mass (A)</b>	3500kg	3500kg	3500kg	3500kg	3500kg	3500kg	3500kg	3500kg	3500kg	3500kg	3500kg	3500kg	3500kg	3500kg	3500kg	3500kg
<b>Mass in Running Order (B)</b>	2910kg	2927kg	3007kg	3024kg	2820kg	2837kg	2855kg	2912kg	2978kg	2992kg	2972kg	2955kg	2940kg	2957kg	3000kg	3017kg
<b>Maximum User Payload (A-B)</b>	590kg	573kg	493kg	476kg	680kg	663kg	605kg	588kg	520kg	508kg	528kg	545kg	560kg	543kg	500kg	483kg
<b>Essential Habitation Equipment</b>	0kg	0kg	0kg	0kg	0kg	0kg	0kg	0kg	0kg	0kg	0kg	0kg	0kg	0kg	0kg	0kg
<b>Thermal Insulation Grade</b>	THREE	THREE	THREE	THREE	THREE	THREE	THREE	THREE	THREE	THREE	THREE	THREE	THREE	THREE	THREE	THREE
<b>Recommended Maximum Trailer Weight</b>	1600kg*	1600kg*	1600kg*	1600kg*	1600kg*	1600kg*	1600kg*	1600kg*	1600kg	1600kg	1600kg	1600kg	1600kg	1600kg	1600kg	1600kg
<b>Gross Train Weight</b>	5100kg	5100kg	5100kg	5100kg	5100kg	5100kg	5100kg	5100kg	5100kg	5100kg	5100kg	5100kg	5100kg	5100kg	5100kg	5100kg
<b>BED SIZES</b>																
<b>Front Double</b>	2.09m x 1.39m / 1.03m / 6'10" x 4'7" / 3'5"															
<b>Rear Double</b>	2.09m x 1.39m / 1.03m / 6'10" x 4'7" / 3'5"															
<b>Rear Nearside Single</b>	1.87m x 1.26m / 6'2" x 4'2"															
<b>Rear Offside Single</b>	1.75m x 0.68m / 5'9" x 2'3"															
<b>Rear Bunk (Upper)</b>	1.88m x 0.68m / 6'1" x 2'3"															
<b>Rear Bunk (Lower)</b>	1.93m x 1.27m / 6'4" x 4'2"															
<b>Front Drop Down Bed</b>	1.93m x 1.27m / 6'4" x 4'2"															

**Notes:**  
1. The maximum payload includes:  
a) The conventional load (this is the allowance for passengers)  
b) Essential habitation equipment (items and fluids required for safe and proper functioning of habitation equipment)  
c) Optional equipment (items available above the standard specification)  
d) Personal effects (these items not covered by the above)  
2. The Mass in Running Order is the mass of the unladen vehicle including a 75kg allowance for the driver plus engine contents and 10% of the fuel and 1 kg for LPG cylinder.  
The MRO is calculated with the fresh water tank empty. If you travel with water in the fresh water tank then the payload will reduce accordingly.  
3. Please take care to ensure that you have not exceeded the maximum payload for the motor caravan.  
e.g. passengers, optional equipment, essential habitation equipment and food, gas, bicycles, suitcases, sports equipment etc.  
4. **Warning** - under no circumstances should the maximum technical permissible laden mass of this motor caravan be exceeded.  
\*With this vehicle configuration it will be possible to tow a motorhome or caravan inside the van when towing to ensure that the MTEFL and maximum axle loads are not exceeded.  
# Please note that the additional weight of the motorhome or caravan will increase the rear axle loading on the motorhome so care should be taken that the rear axle load is not exceeded when towing. To ensure adequate road holding, the motorhome should be less than 40% or more than 70% of the total weight. Care must be taken when distributing loads. The loadings and weights above are maximums and must not be exceeded under any circumstances.



### Highbridge Caravan Centre is your first choice for new caravans, used caravans, new motorhomes, used motorhomes, new trailer tents, used trailer tents, new folding campers, used folding campers, awnings, and thousands of accessories lines!



Highbridge Caravan Centre is a family business developed over 50 years. As one of the largest outdoor leisure dealerships in the country we owe our success to an emphasis on exceeding customer expectations.

Customer care is the backbone of the company and the continuous commitment to customers long after they have picked up their purchase has resulted in numerous awards and a very loyal customer base.

Providing you with wider variety has been Highbridge's aim from the beginning and now you can choose from a huge selection of leading manufacturers awnings, trailer tents, folding campers, caravans and motorhomes... all at one site.

So before you plan your holiday this year, make sure that you plan a visit to Highbridge.

**10 YEAR**  
MANUFACTURER  
BODYSHELL  
WARRANTY

**GRADE 3 INSULATION**  
FOR YEAR ROUND COMFORT

EUROPEAN COMMUNITY WHOLE VEHICLE TYPE APPROVED

[www.highbridgecaravans.co.uk](http://www.highbridgecaravans.co.uk)  
 All props are for photographic purposes only and are not included in the specification.



# 2018 COASTLINE DESIGN EDITION RANGE

EXCLUSIVE TO HIGHBRIDGE CARAVANS | BUILT BY SWIFT



# COASTLINE DESIGN EDITION

With its striking streamlined low profile design, Euro 6 engine and class-leading specification, the 2018 Coastline Design Edition range has a level of style and luxury you would normally only find in more expensive motorhome ranges.

Built using Swift Group's enhanced SMART Plus construction this now features new balanced panel side walls having both GRP outer and inner skins to create a full GRP bodyshell.

Exclusive warm and welcoming soft furnishings complement the Aralie Sen woodgrain to provide a relaxed and comfortable ambience. There is a vast array of features including the Swift Command control system which includes a new Thatcham Category 6 pro-active tracker option, to give you more control of your motorhome.



## EXCLUSIVE FEATURES



Easy action concertina flyscreen



Pull-out awning



100W Solar panel



Truma DuoControl crash sensor changeover regulator



16" Alloy wheels



LED daytime running lights



Black headlight bezels, skid plate and front grille



DAB radio/MP3 player with Bluetooth



Leather steering wheel and controls



Rear view camera and screen



Cab air conditioning



Cruise control

### PLUS:

- Exclusive soft furnishing scheme
- Coloured white bumper
- Reversing sensors
- External BBQ point
- External shower point
- External 240V mains socket
- Omnivent
- Passenger airbag
- Front opening sunroof with blind and flyscreen
- Bronze dashboard trim
- Exclusive graphics scheme
- Seitz exterior door with window, bin & central locking
- Status TV aerial
- Winter Pack (heated waste water tank, insulated water pipes and fridge vent covers)
- Room dividers (model specific)
- Pleated windscreen blind
- Wardrobe lights
- Swift stepwell light

For additional features visit [www.highbridgecaravans.co.uk](http://www.highbridgecaravans.co.uk)

## PURE CONTROL

Swift Command technology features a smart LCD control panel that has enhanced functions. There is also an exciting, free downloadable 'app' that links to the Swift Command Unit so you can be in control wherever you are with the convenience of your mobile device.

For even greater peace of mind you can subscribe to the newly incorporated Thatcham Category 6 approved pro-active tracker to add extra security to your vehicle.

For more information please visit [www.swiftcommand.co.uk](http://www.swiftcommand.co.uk)



BY SARACENT



DEVELOPED WITH SARACENT

## PURE STRENGTH

• Unique enhanced SMART Plus construction system with balanced panel side walls with GRP outer and inner skin for greater resilience

• Rigorous safety testing at Millbrook, cold chamber testing down to minus 15°C and beyond, put prototypes through conditions most products will never have to experience in a life time, all part of the Swift ethos to deliver the best product possible to you

• Assured build construction with a manufacturer backed, free 10 year bodyshell warranty standard on all caravans

To find out more about SMART visit [www.swiftgroup.co.uk/smart](http://www.swiftgroup.co.uk/smart)

